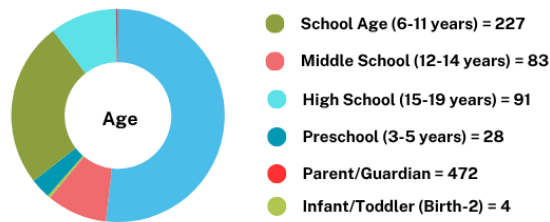
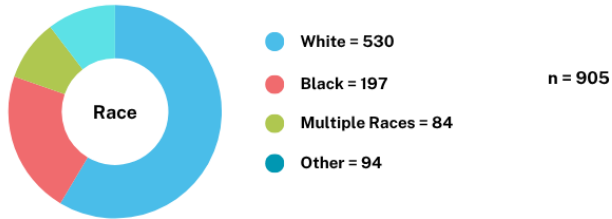


# FACE 2024 Annual Report: Executive Summary

## Community-Based

### Program Reach & Population Served



### Outputs

#### Community Mental Health Awareness

- Caregiver and Service Provider Direct Contacts = 11,800+
- Caregiver and Service Provider In-Direct Contact = 146,350

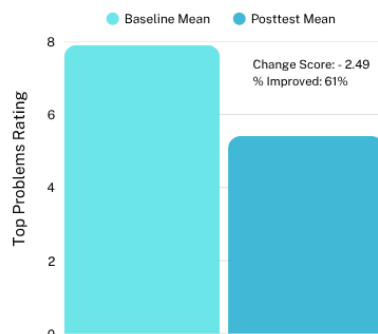
#### Case Management :

- Families Referred = 536
- Referrals Engaged = 71%
- Families Served = 496

#### Therapy Access Program

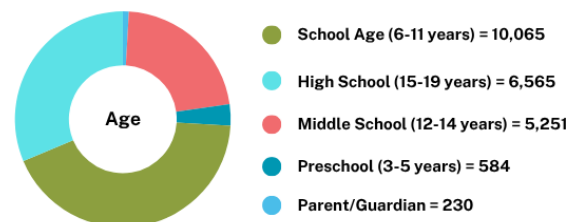
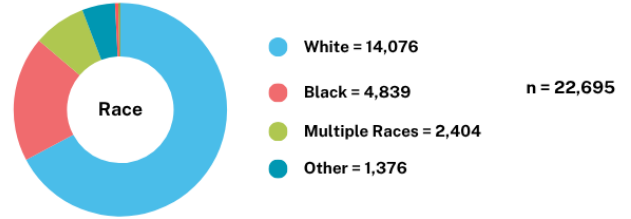
- Individual referred = 90
- Referrals engaged = 55
- Therapy sessions = 481
- Contracted Providers = 23

### Community Based: Outcomes & Impacts



## School-Based

### Program Reach & Population Served



### Outputs

#### Primary Prevention

- Checklists Administered = 80,558
- Teacher consultations and personnel trained = 6,398
- Students Served with Universal Interventions = 10,536

#### Targeted Intervention

- Students Served = 382
- Caregivers Served = 387
- School Crisis responded to = 131

### School Based: Outcomes & Impacts

